


Fairyland 2

Jenny Dooley - Virginia Evans



Activity Book



Express Publishing *

Published by Express Publishing

**Liberty House, New Greenham Park, Newbury,
Berkshire RG19 6HW**

Tel.: (0044) 1635 817 363

Fax: (0044) 1635 817 463

e-mail: inquiries@expresspublishing.co.uk

<http://www.expresspublishing.co.uk>

© Jenny Dooley – Virginia Evans, 2007

Colour Illustrations: © Express Publishing, 2007

Illustrated by Jlm Biggins, Kieran Ferguson, Alexandra Lewis, Alan Shephard © Express Publishing, 2007

First published 2007

Third impression 2009

Made in EU

All rights reserved. No part of this publication may be reproduced, stored in a retrieval system, or transmitted in any form or by any means, electronic, photocopying or otherwise, without the prior written permission of the publishers.

This book is not meant to be changed in any way.

ISBN 978-1-84679-674-6

Acknowledgements

We would like to thank all the staff at Express Publishing who have contributed their skills to producing this book. Thanks for their support and patience are due in particular to: Meryl Phillips (Editor in Chief), Julie Rich (senior editor); Alex Barton (senior production controller) and the Express Publishing design team; and Emily Newton, Kevin Harris, Daniel Parker, Erica Thompson and Timothy Forster. We would also like to thank those institutions and teachers who piloted the manuscript, and whose comments and feedback were invaluable in the production of the book.

While every effort has been made to trace all the copyright holders, if any have been inadvertently overlooked, the publishers will be pleased to make the necessary arrangements at the first opportunity.

Fairyland 2

Activity Book

Module 1

Unit 1 My family	p. 2
Unit 2 My birthday	p. 8

Module 2

Unit 3 My body	p. 14
Unit 4 I can sing!	p. 20

Module 3

Unit 5 A butterfly!	p. 26
Unit 6 A sweet tooth	p. 32

Module 4

Unit 7 The weather	p. 38
Unit 8 Looking good!	p. 44

Board Games	p. 50
--------------------------	-------

Cutouts	p. 58
----------------------	-------



Jenny Dooley – Virginia Evans



Express Publishing

1

My family


1 Read. Circle.

This is my **daddy**
brother, Nick.

This is my **sister**
mummy, Kelly.

This is my **brother**
sister, Sam.


This is my **daddy**
sister, Lia.



1 Look at the picture, read and circle the right words.

2


2 Complete. Find the stickers.



2 Complete the words. Then find the stickers.

1

3 Look. Answer.



Where's Ronny?

In the

Where's Ronny's mummy?

In the

Where's Ronny's daddy?

In the

Where's Ronny's brother?

In the

Where's Ronny's sister?

In the

3 Look at the picture again and answer the questions.

4

Module 1

4 Look. Circle.


1  **He She**

2  **He She**

3  **He She**

4  **He She**

5 Where's Ronny? Follow. Colour.



- 4 Look and circle.
- 5 Follow and colour. Then point and say: *Ronny's in the ...*

6 Read and (✓).

1 Is Woody in the kitchen?



- Yes, he is.
 No, he isn't.

2 Is Alvin in the bedroom?




- Yes, he is.
 No, he isn't.

3 Is Erlina in the bathroom?



- Yes, she is.
 No, she isn't.

4 Is Ronny's mummy in the kitchen?



- Yes, she is.
 No, she isn't.

6 Look, read and tick.

7 Read. Draw. Colour.


A yellow ball in the bathroom.

A blue ball in the bedroom.

A green ball in the kitchen.

A red ball in the garden.

A pink ball in the living room.



7 Read and draw. Then colour.

My birthday

1 Trace. Colour.



1

robot
ball



computer
TV



bike
lamp



doll
clock

1 Look and trace the right words. Then colour the pictures.

My birthday

2 Draw.



3 Write.

1 2 3 3 4 5 6 7 8 1 9 2 4 3 2 10




one = H
 two = A
 three = P
 four = Y
 five = B
 six = I
 seven = R
 eight = T
 nine = D
 ten = M

- 2 Read and draw the right number of candles.
- 3 Use the code to write.

4

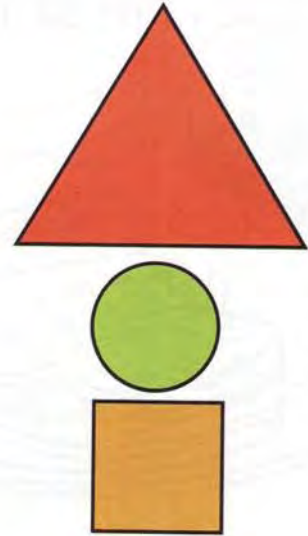
Look and (✓).

1




- | | |
|-----------------------------------|------------------------------------|
| <input type="checkbox"/> square | <input type="checkbox"/> circle |
| <input type="checkbox"/> triangle | <input type="checkbox"/> rectangle |

2




- | | |
|-----------------------------------|------------------------------------|
| <input type="checkbox"/> square | <input type="checkbox"/> circle |
| <input type="checkbox"/> triangle | <input type="checkbox"/> rectangle |

3



- | | |
|-----------------------------------|------------------------------------|
| <input type="checkbox"/> square | <input type="checkbox"/> circle |
| <input type="checkbox"/> triangle | <input type="checkbox"/> rectangle |

4




- | | |
|-----------------------------------|------------------------------------|
| <input type="checkbox"/> square | <input type="checkbox"/> circle |
| <input type="checkbox"/> triangle | <input type="checkbox"/> rectangle |

4 Look and tick the shapes used.

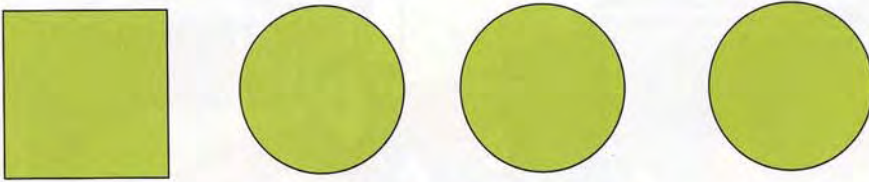
5 Circle. Write.

1




.....

2




.....

3



.....

4



.....

6 Read and find the stickers.



A triangle in a circle.

A square in a rectangle.

- 5 Circle and write the shape that is different.
- 6 Read and find the stickers.



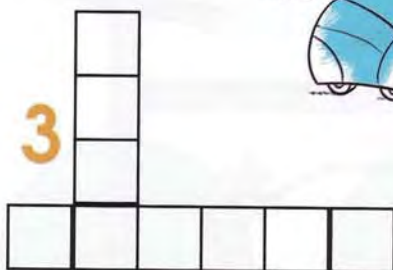

7 Choose. Write. Colour.

Colours



- ~~blue~~
- pink
- yellow
- green

Presents

- ~~robot~~
- computer
- clock
- bike



8 Circle 5 differences.



8 Circle 5 differences. Then point and say: *The robot is on the TV in picture A. The robot is on the bed in picture B.*

My body

1 Write.

1 e h d a
.....

2 m r a
.....

3 m u t m y
.....

4 t o f o
.....


5 e g l
.....




2 What's the matter? Read. Circle.




1 My head hurts!



2 My leg hurts!



3 My ear hurts!



4 My foot hurts!


3 Look and (✓).



- Clap your hands.
- Nod your head.



- Nod your head.
- Wave your head.



- Wave your legs.
- Wave your arms.



- Stamp your fingers.
- Stamp your feet.

4 Read and find the stickers.  

1

2

3

4

1 Wave your arms!

2 Stamp your feet!

3 Clap your hands!

4 Nod your head!



4 Read and find the stickers.


5 Read. Choose.

I've got 4  , 2 

and a big  .



5 Read and choose the right picture.

6 Look. Trace. 



He's got a big nose.
She's






He's got a big tummy.
She's



He's got big eyes.
She's

4

I can sing!

1 Trace. Find the stickers.   

ride a bike

draw

sing

dance

play
football

2 Read. Complete.



Frank

Paul

Jill

Nick

Betty

- 1 Nick can
- 2 Betty can football.
- 3 Paul can
- 4 Jill can a bike.
- 5 Frank can



2 Look at the picture, read and complete the sentences.

4

3 Circle 6 differences.



3 Look and circle 6 differences. Then point and say: I can see a red guitar in picture A.

4 Trace.Circle.

1



I can play the guitar
drum

2



I can play the piano
recorder

3



I can play the triangle
drum

4



I can play the tambourine
piano

4 Trace the musical instruments. Then look and circle the right words.

5 Match. Say.



5 Look and match. Then point and say: *I can play football with my feet. I can't play football with my hands.*

6 Look and (✓).

1 Can he ride a bike?



- Yes, he can.
- No, he can't.

2 Can she play the piano?



- Yes, she can.
- No, she can't.

3 Can he play football?



- Yes, he can.
- No, he can't.

4 Can she climb?




- Yes, she can.
- No, she can't.

A butterfly!

1 Read and find the stickers.



1 butterfly	2 monkey
3 frog	4 bird



2 Look and (✓) or (X).



2 Look and put a tick or a cross. Then point and say: An elephant can ..., but it can't ...



3 Match. Colour. *Hand*

fourteen

seventeen

nineteen

eighteen

sixteen

fifteen

eleven

thirteen


twelve

twenty

11 13
12 13
14
15 14
16 17
18
19 18
20


4 How many? Count. Write.

A



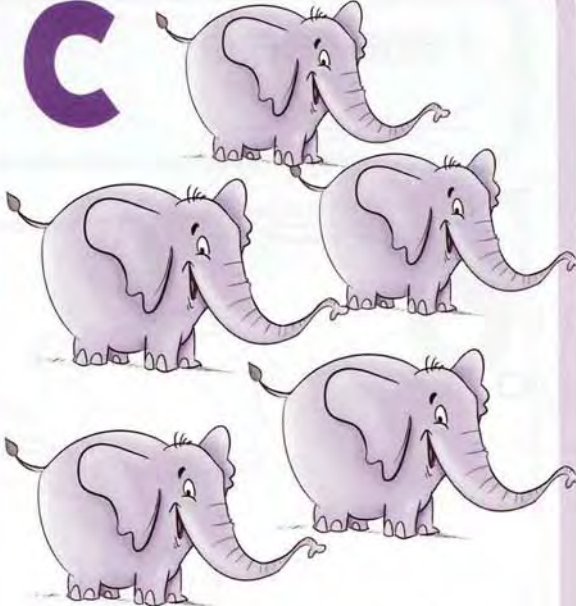
..... eyes

B




..... mouths

C



..... legs

D



..... ears

4 Count and write the numbers. Then say: A frog has got two eyes. Seven frogs have got ... eyes.

5 Look. Write and draw.



I can see a _____.



I can see an _____.




I can see a _____.



I can see a _____.



I can see a _____.



I can see

5 Find the animals and complete the sentences. Then draw and write.

6 Complete. Colour.






1 I'm red. I've got _____ legs and I can _____!

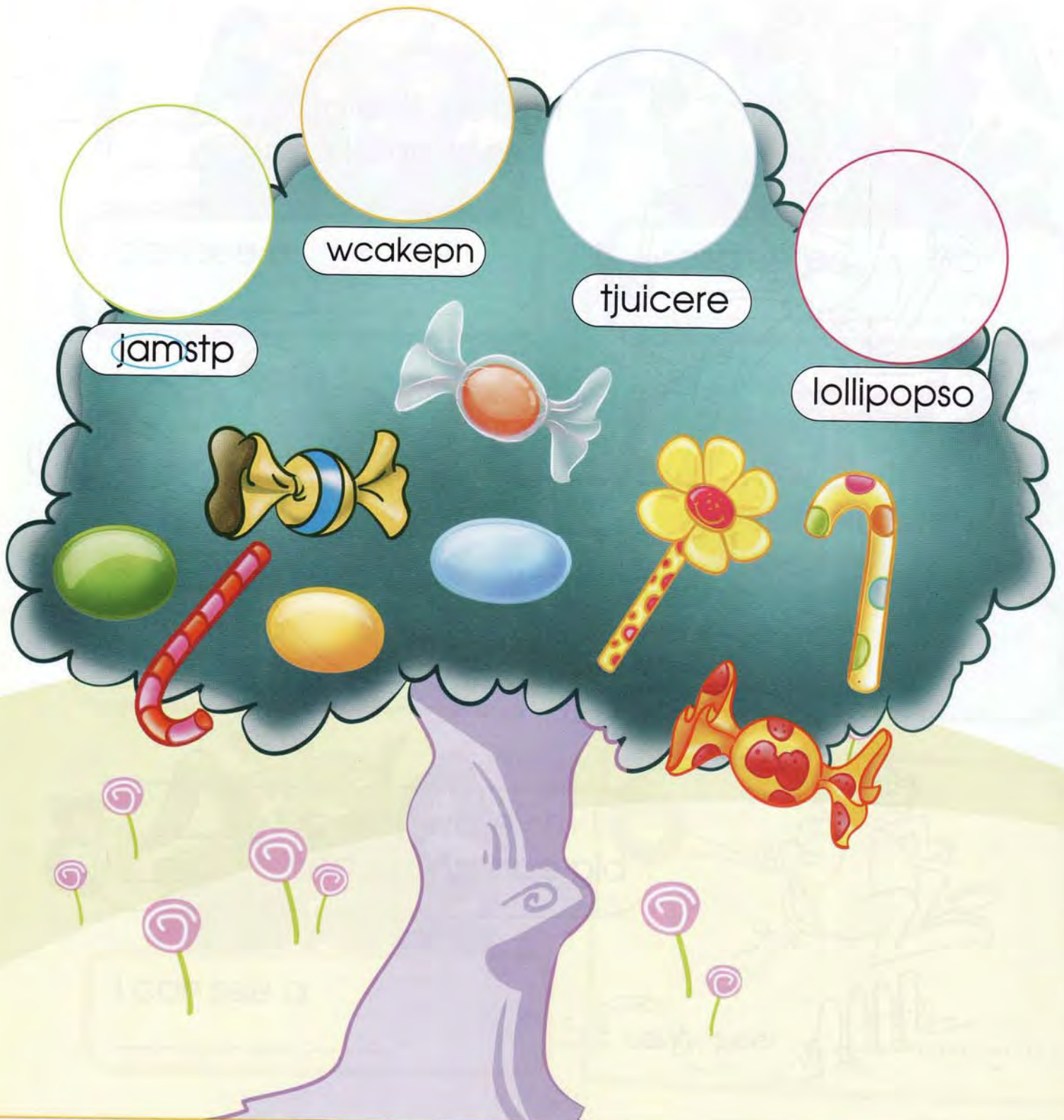
2 I'm pink. I've got _____ small eyes and I can _____!



3 I'm yellow. I've got _____ big ears and I can _____!

A sweet tooth

1 Circle. Find the stickers.   



1 Circle the words. Then match them to the pictures.

2 Trace.

Do you like sweets?



1 Yes, I do.
No, I don't.

Do you like cake?



2 Yes, I do.
No, I don't.

Do you like chocolate?



3 Yes, I do.
No, I don't.

Do you like juice?



4 Yes, I do.
No, I don't.

3 Write.

1 I	2 L	3 K	4 E	5 P	6 A
7 S	8 O	9 V	10 T	11 C	12 R



1 1 2 8 9 4 11 6 12 12 8 10 7 !



2 1 2 1 3 4 5 4 6 12 7 !



3 1 2 8 9 4 5 4 6 7 !

3 Use the code and write.


4 Look. Circle.

pears oranges

bananas apples carrots

potatoes

peas



5 Join.

tomatoes

milk

carrots

juice

oranges

cheese

is

are

good
for you



- 4 Look at the pictures and circle the right words.
- 5 Join to make sentences.

6 Read and (✓).



Hello, I'm Betty.

I love food. Yes, I do!

I like  and .

I love  and .

My favourite food is !

Yummy!

pears

jam

potatoes

oranges

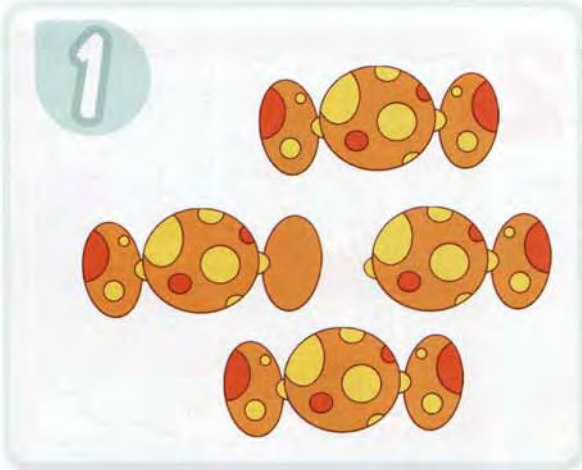
carrots

tomatoes

lollipops

chocolate

7 Circle the same.



8 Colour the fruit **red** and the vegetables **green**.

pears

oranges

carrots

peas

potatoes

bananas

7 Look and circle 2 items that are the same.

8 Colour the fruit red and the vegetables green.

The weather

1 Look. Trace. *Look*

1



It's cold
hot !

2



It's snowing
raining !

3



It's sunny
raining !

4



It's snowing
cold !


1 Look at the pictures and trace the right sentences.

2 What's the weather like? Read. Circle.

1 It's snowing.



2 It's cold.



3 It's sunny.



2 Read and circle the right pictures.



3 Find. Colour. 

WINTER


SPRING

SUMMER

AUTUMN

W	U	M	U	M	G
S	I	T	M	N	R
S	P	N	I	E	N
A	U	R	T	E	R



4 Read and find the stickers. 

1 It's autumn and it's raining.



2 It's winter and it's snowing.



3 It's spring and it's sunny.



4 It's summer and it's hot.



5 Look. Trace. *Am*

My favourite season is
summer
autumn
because I love the
sun
rain

A




B

My favourite season is
winter
spring
because I love the
snow
flowers



6 Match.



6 Look and draw lines to match.

7 Look. Draw.



7 Look and draw the missing items. Then colour.

Looking good!

1 Look and (✓). Colour. *hand*



boots



dress



jumper



jeans



jacket



hat

2 Read. Complete.



1

I'm wearing a yellow and a pink



2

I'm wearing blue and red



3

I'm jacket and shoes.

3 Find the stickers. Play with your friend. 🔍 🗑️

A

B

C

D

1

a blue
T-shirt



pink
shoes

2

a yellow
cap



3



4



orange
socks



I'm wearing
a yellow cap.

2A.

3 Find the stickers. Then play with your friend.

4 Draw lines.



Take off
your jacket.

Put on
your vest.



Put on
your hat.

Take off
your socks.



4 Read and match the sentences to the pictures.

5 Circle 5 differences.



5 Circle five differences. Then point and say: (He's) wearing (a yellow cap in Picture A) – (He's) wearing ... in picture B.

6 Look. Circle.

1



It's
They're
green.

2



It's
They're
blue.

3



It's
They're
red.

4



It's
They're
yellow.

7 Write.

like

hat - bat

blue -

cheese

bat

frog -

peas -

hair

dog

square -


bike -

shoe

- 6 Look and circle the right words.
- 7 Write the rhyming words.

Board Game 1





OH NO!



Board Game 2



Start



Finish!




GREAT!



OH NO!



Board Game 3





Board Game 4

Start





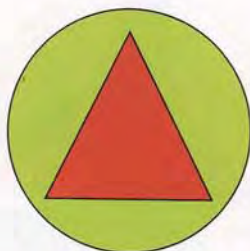
GREAT!

Finish

Unit 1



Unit 2



Unit 3



Unit 4



Unit 5





Unit 8



Unit 7



Unit 6



Fairyland 2

Fairyland 2 is a course for young learners of English. Pupils follow the adventures of Woody and Frosty and their friends from the *Magic Forest*.



Pupil's Book



Certificate



Activity Book



Picture Flashcards



Posters



DVD



Pupil's CD



Audio CDs



Teacher's Book
(interleaved)



Teacher's
Resource Pack

Recommended for use with *Fairyland 2*



Express Publishing

ISBN 978-1-84679-674-6



9 781846 796746

Cutouts



1 Cut out the characters



2 Stick straws onto the characters

Hello, I'm Willow!

Hello, I'm Frosty!



3 Play with your friends













